

The University of Texas-Pan American College Portrait

The University of Texas-Pan American
1201 West University Drive Edinburg, TX 78539
(956) 665-2999
<http://www.utpa.edu>



Prepare. Discover. Transform. That's the overarching theme at The University of Texas-Pan American, where we welcome you to “**prepare** for your future, **discover** exciting possibilities and **transform** your life and that of others around you.” At UT Pan American, located in the culturally rich Rio Grande Valley of Texas, you can add definition to your dreams and aspirations through our seven academic colleges and the many community involvement opportunities available to you. Whether you aspire to a career in the Arts and Humanities, Business Administration, Education, Engineering and Computer Science, Health Sciences and Human Services, Science and Mathematics, or Social and Behavioral Sciences, you will find a field of study that will challenge and inspire you. And, in your free time, you can enjoy the many year-round recreational activities in this semi-tropical region, enjoy one of our NCAA Division I sports or take advantage of our beautiful Wellness and Recreational Sports Complex. To learn more, we invite you to visit us at .

The Broncs Community

The University of Texas-Pan American is located in the Rio Grande Valley, a river delta of the Rio Grande at the southern tip of Texas. The campus is in Edinburg, Texas, population 72,944, the county seat of Hidalgo County (pop. 747,512), some 20 minutes from the U.S./Mexico border. Six miles to the southwest is McAllen, Texas, a city of 132,204, and an hour and a half away are the beaches of South Padre Island, Texas. The average temperature is 68 degrees in the winter and 90 degrees in the summer. South Texas is distinctly bicultural, and many people speak both English and Spanish. Some of the programs and services UT Pan American offers to assist you in making the most of your academic career include the Guerra Honors Program, study abroad, learning communities, fraternities and sororities and over 100 service and major-related organizations and many social, cultural and recreational events.

Carnegie Classification of Institutional Characteristics

Basic Type

Master's Colleges and Universities (larger programs)

Size and Setting

Large four-year, primarily nonresidential

Enrollment Profile

Very high undergraduate

Undergraduate Profile

Medium full-time four-year, inclusive

Undergraduate Instructional Program

Balanced arts & sciences/professions, some graduate coexistence

Graduate Instructional Program

Doctoral, professional dominant

NOTE: Institutional classifications based on the Carnegie 2005 edition.

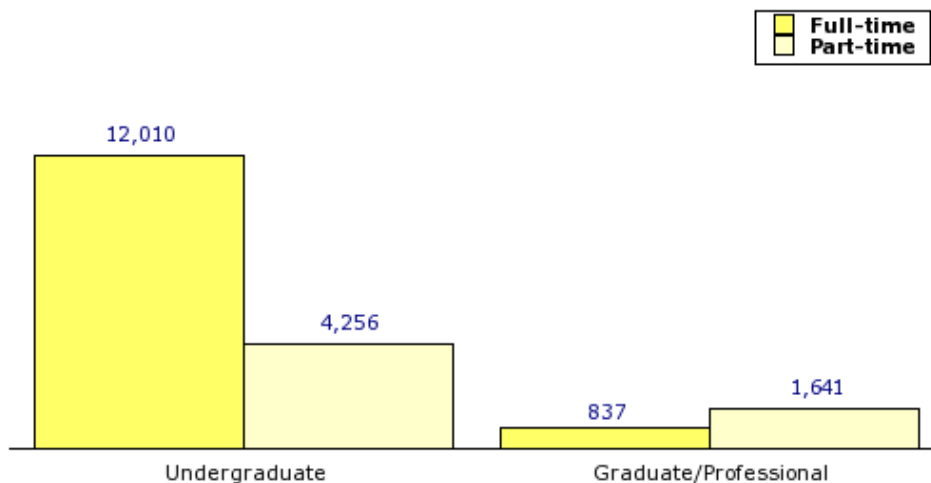
The University of Texas-Pan American College Portrait

The University of Texas-Pan American
1201 West University Drive Edinburg, TX 78539
(956) 665-2999
<http://www.utpa.edu>



Student Characteristics (Fall 2010)

Student Level and Enrollment Status



Total Students	18,744
----------------	--------

Undergraduate Profile

Total Undergraduate Students	16,266
Gender	
Women	9,109 56%
Men	7,157 44%
Race/Ethnicity	
American Indian / Alaskan Native	15 <1%
Asian	104 1%
African American / Black	86 1%
Hispanic	14,662 90%
Native Hawaiian or Other Pacific Islander	3 <1%
White	646 4%
Multi Racial	45 <1%
International	331 2%
Race/Ethnicity Not Reported	374 2%

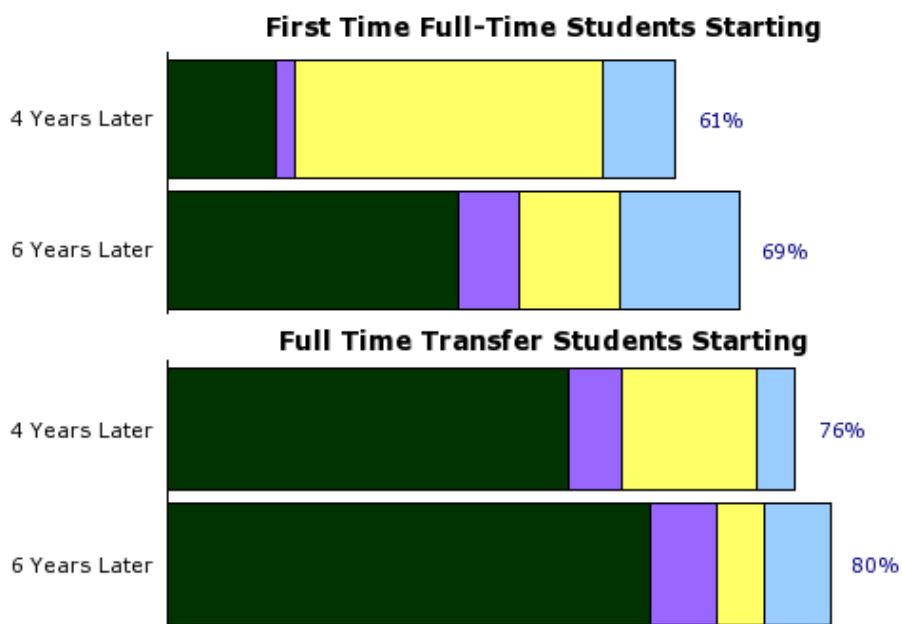
Geographic Distribution (Degree-Seeking)	
Texas	97%
Other US States & Territories	<1%
Other Countries	2%
Residency Unknown	<1%
Age (Degree-Seeking)	
Average Age	23
Percent of Undergraduates Age 25 or Older	21%

The University of Texas-Pan American College Portrait

The University of Texas-Pan American
1201 West University Drive Edinburg, TX 78539
(956) 665-2999
<http://www.utpa.edu>



Undergraduate Success and Progress Rate



A 61% four-year success and progress rate means that 61% of students starting in Fall 2004 either graduated or are still enrolled at a higher education institution four years later. Counts for the Fall 2004 entering class shown in the graph above.

2,620 First-Time, Full-Time Students
644 Full-Time Transfer Students

Retention of Fall 2009 First-Time, Full-time Students

First-time students in Fall 2009 that returned for their second year: 73%

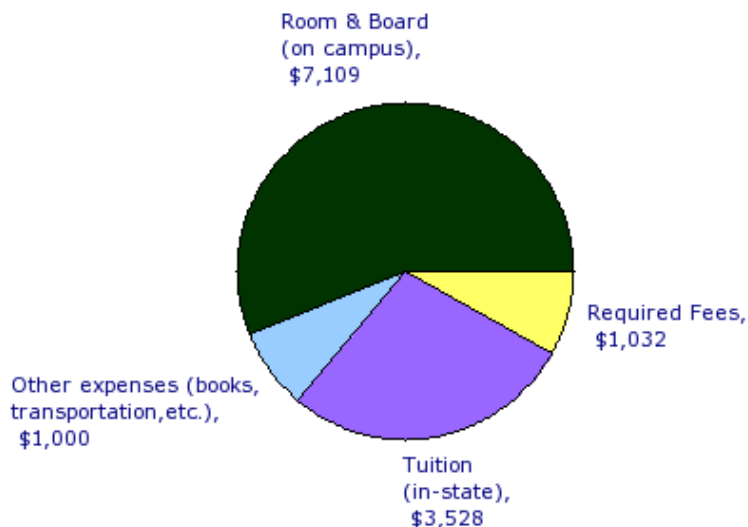
The University of Texas-Pan American College Portrait

The University of Texas-Pan American
 1201 West University Drive Edinburg, TX 78539
 (956) 665-2999
<http://www.utpa.edu>



Costs of Attendance and Financial Aid

Typical Undergraduate Costs for 2010-11 without Financial Aid (Full-Time, In-State Students)



Total Typical Cost of Attendance: \$12,669

The cost to attend The University of Texas-Pan American varies based on the individual circumstances of students and may be reduced through grants and scholarships.

Financial Aid Awarded to Undergraduates

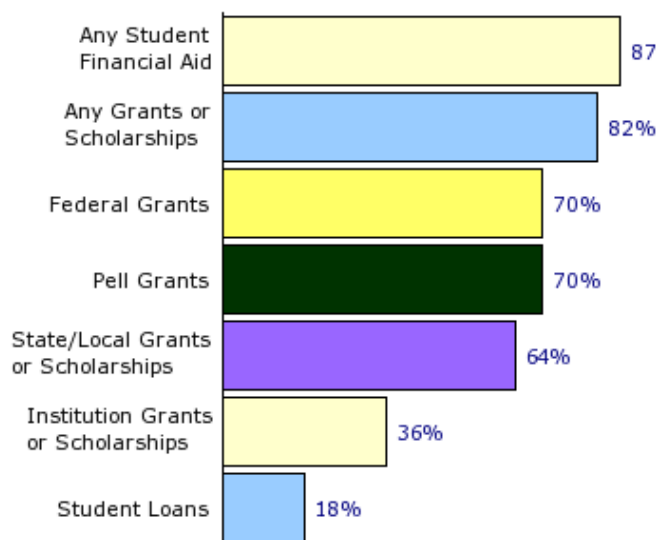
Annual Need-Based Scholarships & Grants

- 77% of 2009-10 full-time undergraduates received need-based grants or scholarships; the average award for the year was \$10,878

Annual Need-Based Loans

- 37% of 2009-10 full-time undergraduates received need-based work-study and/or loans (not including parent loans); the average loan for the year was \$71

Percent of 2008-2009 Full-time Beginning Students Receiving Each Type of Financial Aid



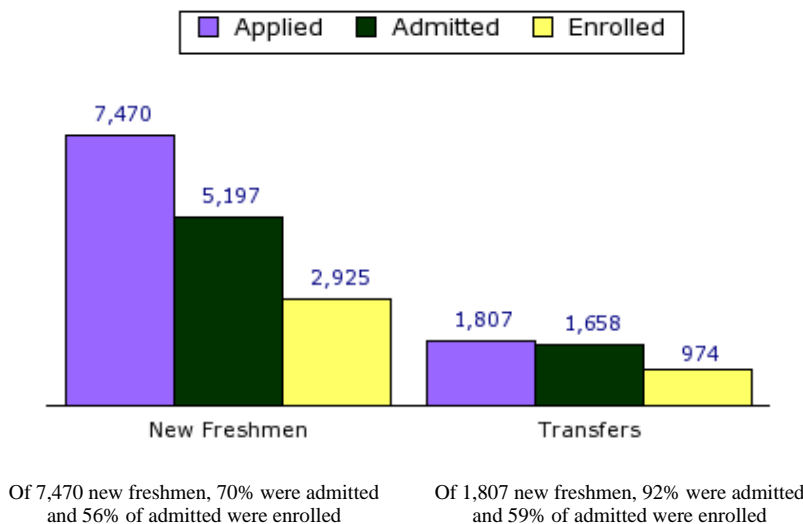
NOTE: Students may receive aid from more than one source.

The University of Texas-Pan American College Portrait

The University of Texas-Pan American
1201 West University Drive Edinburg, TX 78539
(956) 665-2999
<http://www.utpa.edu>



Undergraduate Admissions (Fall 2010)



Academic Preparation of New Freshmen

Test(s) Required for Admission: SAT or ACT recommended

Middle 50% of Test Score Range	ACT	SAT
Composite	17 - 21	
Math	17 - 22	430 - 540
English	15 - 21	
Critical Reading		410 - 520

50% of admitted students have test scores within the ranges listed, 25% have scores above, and 25% have scores below.

High School Background	
Percent in top 25% of High School Graduating Class	51%
Percent in top 50% of High School Graduating Class	81%
Percent of New Freshmen who submitted HS Class Rank	95%
Average High School GPA Data Not Available	

Study At UTPA

Classroom Environment	
Students per Faculty	21 to 1
Undergraduate classes with fewer than 30 students	47%
Undergraduate classes with fewer than 50 students	79%
Full-Time Instructional Faculty	

Total Faculty	665
% Women	38%
% from Minority Groups	37%
% with Highest Degree in Field	86%

The University of Texas-Pan American College Portrait

The University of Texas-Pan American
1201 West University Drive Edinburg, TX 78539
(956) 665-2999
<http://www.utpa.edu>



Student Housing

13% of new freshmen live on campus
5% of all undergraduates live on campus

Campus Safety

The UTPA Police Department provides general law enforcement services 24 hours a day, seven days a week, year round. Our professionally trained staff is guided by integrity, service, and excellence in partnership with our community. Police Officers and Public Safety Officers patrol the campus using fully equipped police cars, bicycles, T-3 electric chariots, and foot patrol. Emergency phones are provided throughout the campus for the public to report emergencies or request information and services. Walking escorts, vehicle unlocks, and jumpstarts are provided on campus by the Department. Crime prevention and awareness programming are also provided to the UTPA community.

The Department participates in the national Law Enforcement Explorers program to offer a worksite career education experience for students interested in pursuing a career in the various criminal justice professions. We are committed to working in partnership with the students, faculty, and staff to provide for a safer community.

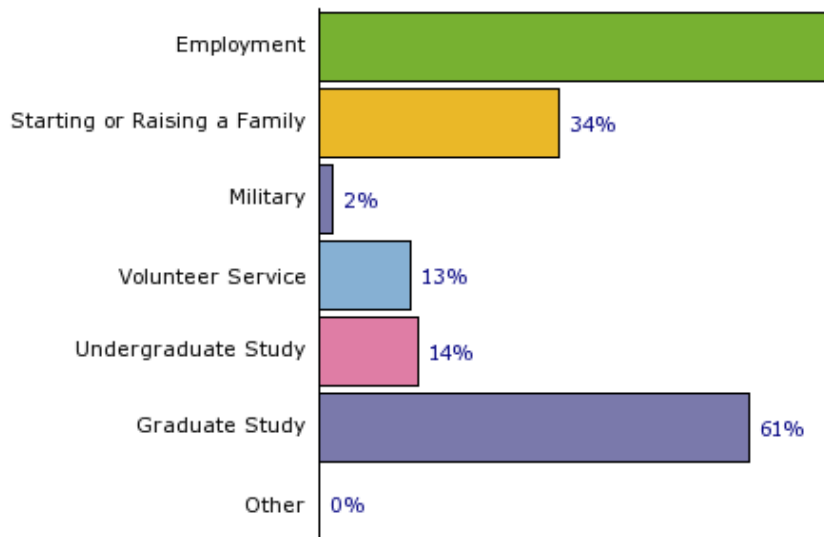
Students, Faculty, and Staff are encouraged to subscribe to "Bronc Alerts" to receive information in the event of a campus safety emergency. These notices may be received via email, text, and voicemail messaging, in addition to any postings on the UTPA website, designated flat panel monitors, or disseminated through the local media.

Degrees and Areas of Study

Degrees awarded at The University of Texas-Pan American in 2009-10	
Bachelor's	2,618
Master's	653
Doctoral	8
Total	3,279
Areas of study with the largest number of bachelors degrees awarded in 2009-10	
BUSINESS, MANAGEMENT, MARKETING, AND RELATED SUPPORT SERVICES	17%
MULTI/INTERDISCIPLINARY STUDIES	12%
HEALTH PROFESSIONS AND RELATED PROGRAMS	11%
BIOLOGICAL AND BIOMEDICAL SCIENCES	8%
HOMELAND SECURITY, LAW ENFORCEMENT, FIREFIGHTING AND RELATED PROTECTIVE SERVICES	7%

Future Plans of Bachelor's Degree Recipients

Survey Response Rate: 41%



The University of Texas-Pan American College Portrait

The University of Texas-Pan American
1201 West University Drive Edinburg, TX 78539
(956) 665-2999
<http://www.utpa.edu>



Student Experiences and Perceptions

Institutions participating in the VSA program measure student involvement on campus using one of four national surveys. Results from the one survey are reported for a common set of questions selected as part of VSA. Following are the selected results from the National Survey of Student Engagement (NSSE). The questions have been grouped together in categories that are known to contribute to student learning and development. The results reported below are based on the responses of seniors who participated in the survey.

Group Learning Experiences

- 96% percent of seniors worked with classmates on assignments outside of class.
- 61% of seniors tutored or taught other students
- 19% of seniors spent at least 6 hours per week participating in co-curricular activities such as student organizations and intramural sports

Active Learning Experiences

- 80% of seniors spent at least 6 hours per week preparing for class
- 18% of seniors worked on a research project with a faculty member
- 33% of seniors participated in an internship, practicum, or field experience
- 53% of seniors participated in community service or volunteer work
- 7% of seniors participated in study abroad
- 97% of seniors made at least one class presentation last year

Institutional Commitment to Student Learning and Success

- 94% of seniors believe this institution provides support for student success
- 72% of seniors rated the quality of academic advising at this institution as good or excellent
- 66% of seniors reported that this institution provided help in coping with work, family and other non-academic responsibilities
- 96% of seniors reported working harder than they thought they could to meet an instructor's standards or expectations

Student Interaction with Campus Faculty and Staff

- 57% of seniors believed that the campus staff were helpful, considerate, or flexible
- 72% of seniors believed that faculty are available, helpful, or sympathetic
- 92% of seniors reported that faculty members provided prompt feedback on their academic performance
- 72% of seniors discussed readings or ideas with faculty members outside of class

Experiences with Diverse Groups of People and Ideas

- 65% of seniors reported that they often tried to understand someone else's point of view
- 89% of seniors reported their experience at this institution contributed to their understanding people of other racial and ethnic backgrounds
- 41% of seniors often had serious conversations with students of a different race or ethnicity

Student Satisfaction

- 83% of seniors would attend this institution if they started over again
- 85% of seniors rated their entire educational experience as good or excellent
- 83% of seniors reported that other students were friendly or supportive

The University of Texas-Pan American College Portrait

The University of Texas-Pan American
1201 West University Drive Edinburg, TX 78539
(956) 665-2999
<http://www.utpa.edu>



Student Learning Assessment at The University of Texas-Pan American

All colleges and universities use multiple approaches to measure student learning. Many of these are specific to particular disciplines, many are coordinated with accrediting agencies, and many are based on outcomes after students have graduated.

The University of Texas-Pan American is a comprehensive, public co-educational institution moving toward becoming a learner-centered research university. Teaching and research are equally important to the achievement of this goal. UTPA uses multiple assessment tools to gauge the effectiveness of undergraduate programs. Student learning outcomes in the general education (core curriculum) are assessed through the use of the Collegiate Learning Assessment (CLA). In addition, internally developed instruments are used to assess outcomes in the areas of writing, mathematics, visual and performing arts and social and behavioral sciences. Other measures of student success include assessment of student learning outcomes in the majors, academic program review, licensure and certification pass rates, retention and graduation rates, and accreditation by professional organizations.

Pilot Project to Measure Core Learning Outcomes

Colleges and universities participating in the College Portrait measure the typical improvement in students' abilities to think, reason, and write using one of three tests. This is part of a pilot project to better understand and compare what students learn between their freshman and senior years at different colleges and universities.

2009-10 Results from the Collegiate Learning Assessment

The Collegiate Learning Assessment (CLA) measures critical thinking, analytic reasoning, problem solving, and written communication using a performance task and an analytic writing task. The scores from the tasks are reported separately below.

Performance Task Results for First-time, Full-time Students

The increase in learning on the performance task is at or near what would be expected at an institution testing students of similar academic abilities.

Freshman Score: 1025
Senior Score: 1125
CLA score range: 400 to no maximum score.

Average SAT scores for tested students

Freshman Score: 928
Senior Score: 914

Analytic Writing Task Results for First-time, Full-time Students

The increase in learning on the analytic writing task is above what would be expected at an institution testing students of similar academic abilities.

Freshman Score: 1058
Senior Score: 1187
CLA score range: 400 to no maximum score.

Average SAT scores for tested students

Freshman Score: 928
Senior Score: 914